


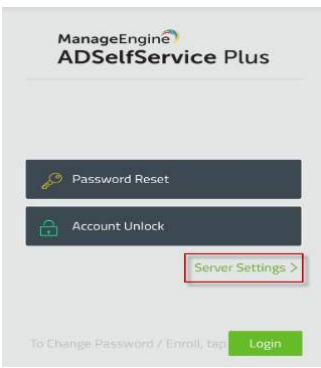
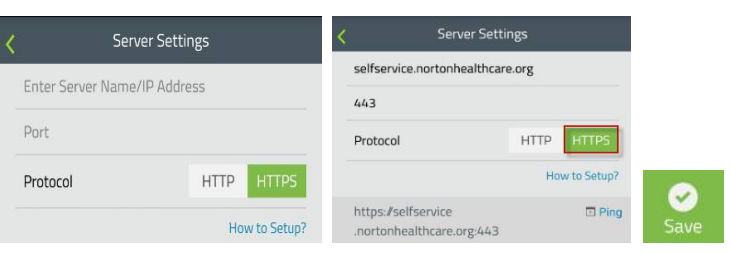


Installing ADSelfService Plus for iOS Devices



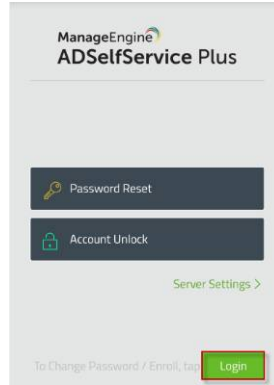
Manage Engine AD SelfService Plus

Gives you the ability to reset your password and unlock your account via mobile devices.

| | |
|---|--|
| <p>Open the App Store application.</p> |  |
| <p>Search For ADSelfService Plus and select it.</p> |  |
| <p>Select Get.</p> |  |
| <p>After opening the application. Select Server Settings.</p> |  |
| <p>Enter Selfservice.nortonhealthcare.org For the Server Name/IP Address</p> <p>Enter 443 for the port number And select HTTPS as the protocol and select save.</p> |  |

Installing ADSelfService Plus for iOS Devices

Select login and enter your AHSN and Password.



Enter your AHSN and password and select login.

